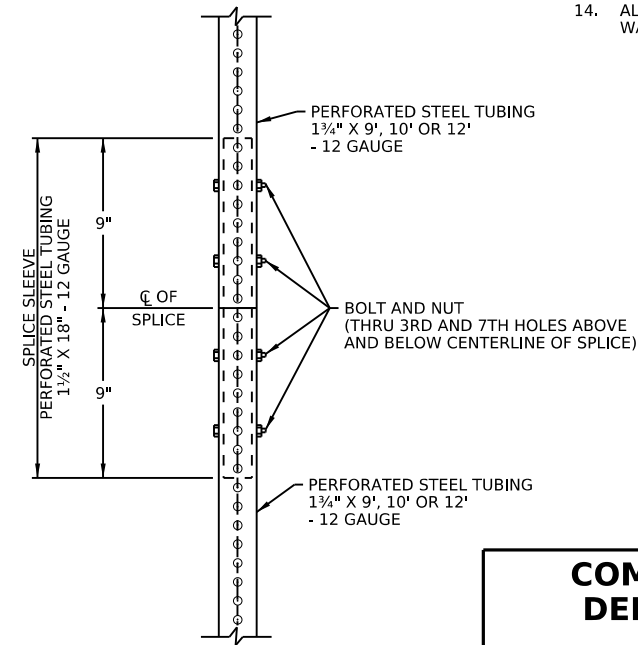


ISOMETRIC VIEW



SPLICE DETAIL

1. BARRICADE RAILS SHALL BE MADE FROM PLYWOOD, ACRYONITRILE BUTADIENE STYRENE (ABS), PLASTIC LAMINATE, CORRUGATED POLYPROPYLENE, OR POLYETHYLENE BLANKS. REFLECTIVE SHEETING SHALL MEET THE REQUIREMENTS OF PENNDOT PUB 408 SECTION 1103.04(c).
2. STRIPES ON BARRICADE RAILS SHALL BE 6 INCHES WIDE AND CONSIST OF ALTERNATING ORANGE AND WHITE RETROREFLECTIVE STRIPES SLOPING DOWNWARD AT AN ANGLE OF 45 DEGREES IN THE DIRECTION ROAD USERS ARE TO PASS.
3. TRAFFIC SIGNS MOUNTED ON TYPE III BARRICADES MAY BE MADE OF PLYWOOD, ALUMINUM, FLEXIBLE (ROLL-UP) ABS, ALUMINUM/PLASTIC LAMINATE, CORRUGATED POLYPROPYLENE OR POLYETHYLENE. THERE IS NO MAXIMUM SIZE FOR TRAFFIC SIGNS.
4. THE MINIMUM MOUNTING HEIGHT TO TOP OF ALL SIGNS IS 128".
5. ONE SUPPLEMENTAL PLAQUE MAY BE PLACED OVER THE BARRICADE RAILS. THE TOP OF SUPPLEMENTAL PLAQUE SHALL BE EVEN WITH THE TOP OF THE UPPERMOST BARRICADE RAIL.
6. TYPE B LIGHTS ARE ONLY REQUIRED IN CONJUNCTION WITH TEMPORARY R1-1, R1-2 AND W21-19 SIGNS, OTHERWISE TYPE B LIGHTS ARE OPTIONAL.
7. THE BOTTOM OF TYPE B LIGHT HOUSINGS SHALL BE WITHIN 12" OF SIGN'S UPPER EDGE. A MAXIMUM OF TWO TYPE B LIGHTS ARE ALLOWED TO BE PLACED ON SIGNS. IF ONE LIGHT IS USED, IT SHALL BE ATTACHED 12" HORIZONTALLY FROM THE TOP/CENTER OF THE SIGN AND ON THE SIDE WHICH IS NEAREST TO TRAFFIC. IF TWO LIGHTS ARE USED, THEY ARE TO BE ATTACHED ON EACH SIDE OF THE SIGN AND 12" HORIZONTALLY FROM THE TOP/CENTER.
8. IF THE TYPE B LIGHT IS NON-SOLAR AND HAS A SEPERATE BATTERY CASE, THE BATTERY CASE MUST BE PLACED ON THE GROUND OR ATTACHED TO THE SKID.
9. FOUR SANDBAGS (MINIMUM) EACH CONSISTING OF 40 POUND BALLAST SHALL BE USED TO PROVIDE STABILITY. ONE SANDBAG SHALL BE PLACED ON THE END OF EACH LEG AS SHOWN.
10. TYPE III BARRICADES MAY BE TURNED 90 DEGREES FROM VIEW OF TRAFFIC WHEN TEMPORARILY NOT APPLICABLE TO CONDITIONS, HOWEVER THEY MUST REMAIN IN THE UPRIGHT POSITION.
11. RETROREFLECTIVE TAPE (1" MIN.) SHALL BE PLACED ALONG THE ENTIRE OUTSIDE EDGE ON EACH SIGN POST AS SHOWN ON PAGE 2. TAPE SHALL BE ENGINEER GRADE OR BETTER AND COLORS SHOULD BE SOLID ORANGE, SOLID WHITE, OR A PATTERN OF ALTERNATING ORANGE AND WHITE. STANDARD DOT-APPROVED RED AND WHITE CONSPICUITY TAPE IS ALSO ACCEPTABLE.
12. THE WIDTH OF TYPE III BARRICADE RAILS SHALL BE 48" MIN. OR MAY BE EQUAL TO THE WIDEST HORIZONTAL DIMENSION OF THE WIDEST SIGN INSTALLED ON THE BARRICADE. SEE SHEET 2 FOR DETAILS.
13. A MAXIMUM OF ONE SPLICE MAY BE ADDED TO THE TOP END OF EACH SIGN POST TO EQUALLY EXTEND THE HEIGHT (SEE DETAIL).
14. ALL BOLTS ARE GRADE 5, 3/8" DIAMETER WITH ONE HEX NUT AND TWO F844 WASHERS.

COMMONWEALTH OF PENNSYLVANIA
DEPARTMENT OF TRANSPORTATION
BUREAU OF OPERATIONS

TRAFFIC CONTROL SIGNING TYPE III BARRICADE


RECOMMENDED _____

MANAGER, TRAFFIC ENGINEERING AND
PERMITS SECTION

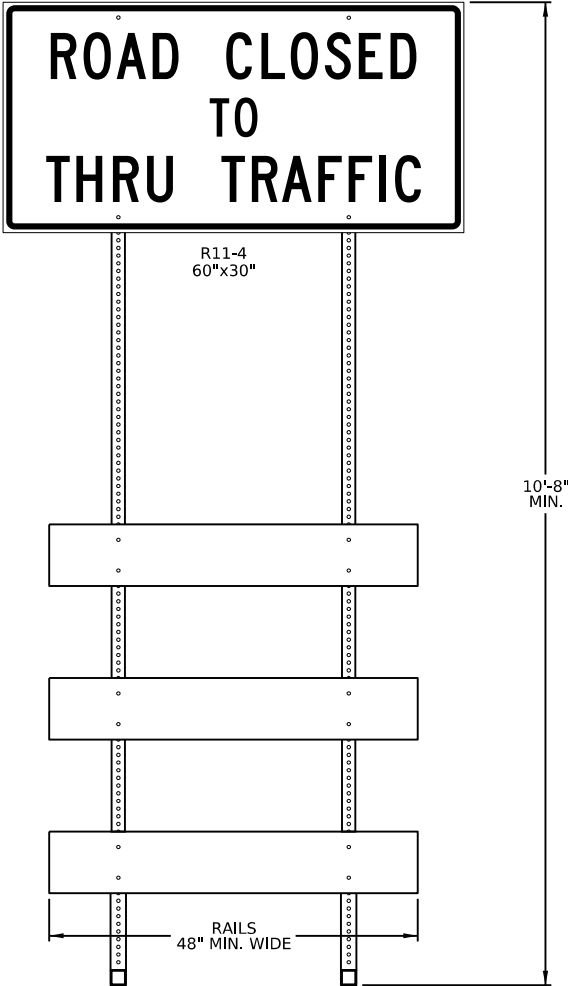
D	RECOMMENDED _____ _____ CHIEF, HIGHWAY SAFETY AND TRAFFIC OPERATIONS DIVISION
---	---

SHEET 1 OF 2

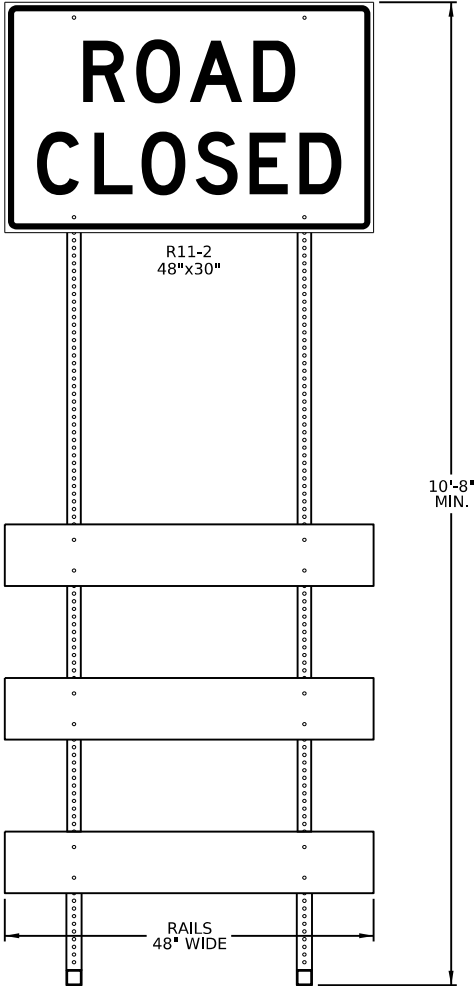
TC-8716



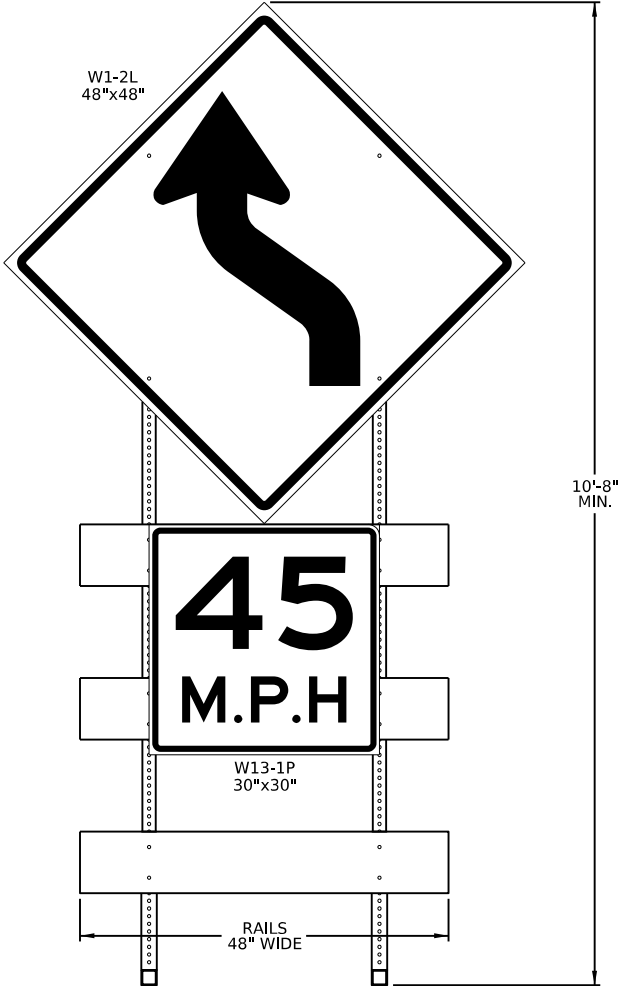
REGULATORY SPEED LIMIT SIGN
POSTED ON FREEWAY/EXPRESSWAY




RECTANGULAR SIGN WIDTH > 48"
(RAIL WIDTH MAY EQUAL SIGN WIDTH)



RECTANGULAR SIGN WIDTH ≤ 48"



DIAMOND SHAPE SIGN 48" x 48"
WITH OPTIONAL SUPPLEMENTAL PLAQUE 30" x 30"



ATTACH TAPE ON LEFT AND
RIGHT OUTSIDE EDGE OF POSTS
TYPE III BARRICADE
RETROREFLECTIVE TAPE REQUIREMENT

VARIOUS SIGN MOUNTING EXAMPLES WITH DIMENSIONS FOR MINIMUM HEIGHTS AND RAIL WIDTHS

COMMONWEALTH OF PENNSYLVANIA
DEPARTMENT OF TRANSPORTATION
BUREAU OF OPERATIONS

TRAFFIC CONTROL SIGNING
TYPE III BARRICADE

RECOMMENDED _____
MANAGER, TRAFFIC ENGINEERING AND
PERMITS SECTION

RECOMMENDED _____
CHIEF, HIGHWAY SAFETY AND TRAFFIC
OPERATIONS DIVISION

SHEET 2 OF 2
TC-8716